

New! Unique Glass Colors Introduces a new Color Line:

ACCENTS

UGC's newest Color Line: **ACCENTS** presents the first in the line - five gorgeous metallics:

Copper, Brass, Gold, Platinum and Crystal Ice



The **ACCENTS** come premixed so no additional Medium needs to be added. They need to be shaken well and given a good stir to distribute the metal particles before application.


Apply with a liner brush, thinly for just a hint of sparkle or heavier for more solid coverage. **ACCENTS** can be fused on top of glass or in-between layers. If used on top, excess burnoff needs to be removed with water and a soft brush such as an old toothbrush or nailbrush.

The **ACCENT** metallics can be applied directly on glass, over dried NT or Artisan Colors or dropped into wet color and allowed to disperse into the color. **ACCENTS** can be mixed with the NT Colors to create unlimited metallic colors. Experiment with the application and use of the **ACCENT** metallics to create new and "unique" effects.

For more info go to www.uniqueglasscolors.com or email info@uniqueglasscolors.com or call 407.261.0900

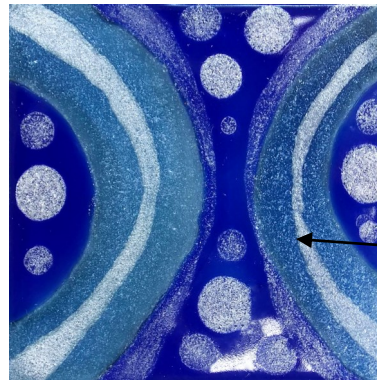
1966 Warm Brown

Mix with Copper Accent in different ratios to create varying shades of Brown Metallic. Or, let dry and place Accents on top of dried color. Left is 2:1 ratio of Warm Brown to Copper Accent. To the right is a 1:1 ratio



1956 Dark Blue

Mix with Crystal Ice Accent to create a crystalline blue color for the curved areas. A line of Platinum Accent was placed on top of dried color. Drops of Crystal Ice Accent were applied on top of dry Dark Blue




1961 Dark Green/Gold Accent 4:1

1956 Dark Blue/Crystal Ice 1:8

1997 Leaf Green

1997 Leaf Green/Gold Accent 8:1



1966 Warm Brown/Copper Accent 2:1

1995 Apple Green

Sgraffito through color that is almost dry to prevent chipping of color.

Add dots of Gold and Copper Accents over dried color.